

Distributed I/O device - AXL E IOL DI16 M12 6P - 2702660

Please be informed that the data shown in this PDF Document is generated from our Online Catalog. Please find the complete data in the user's documentation. Our General Terms of Use for Downloads are valid (<http://phoenixcontact.com/download>)



Axioline E digital input device via IO-Link in plastic housing with an IO-Link A-port and 16 inputs, 24 V DC, 4-conductor technology, M12 fast connection technology

Product Description


The Axioline E digital input device is connected to an IO-Link master via an IO-Link A port. It is used to acquire digital signals via IO-Link. Use within different networks is possible via the IO-Link master.

Your advantages

- ✓ Connection to an IO-Link master using M12 connectors (A-coded, 4-pos.)
- ✓ Type A port
- ✓ IO-Link specification V1.1.2
- ✓ Connection of up to 16 inputs with M12 connectors (A-coded, 5-pos.)
- ✓ Diagnostic and status indicators
- ✓ Short-circuit and overload protection of the sensor supply
- ✓ Device rating plate stored
- ✓ IP65/IP67 degree of protection



Key Commercial Data

Packing unit	1 pc
GTIN	 4 055626 280103
GTIN	4055626280103
Weight per Piece (excluding packing)	300.000 g
Custom tariff number	85176200
Country of origin	Germany

Distributed I/O device - AXL E IOL DI16 M12 6P - 2702660

Technical data

Note

Utilization restriction	EMC: class A product, see manufacturer's declaration in the download area
-------------------------	---

Dimensions

Width	60 mm
Height	141 mm
Depth	20 mm
Note on dimensions	The height is 170 mm including fixing clips. The depth is 30 mm including the connector.

Ambient conditions

Ambient temperature (operation)	-25 °C ... 60 °C
Ambient temperature (storage/transport)	-25 °C ... 70 °C
Permissible humidity (operation)	5 % ... 95 %
Permissible humidity (storage/transport)	5 % ... 95 %
Air pressure (operation)	70 kPa ... 106 kPa (up to 3000 m above sea level)
Air pressure (storage/transport)	70 kPa ... 106 kPa (up to 3000 m above sea level)
Degree of protection	IP65/IP67

Digital inputs

Description of the input	EN 61131-2 types 1 and 3
Connection method	M12 connector
Connection technology	4-conductor
Number of inputs	16
Protective circuit	Overload protection, short-circuit protection of sensor supply
	Polarity reversal protection of the inputs
Nominal input voltage U_{IN}	24 V DC
Nominal input current at U_{IN}	typ. 2.4 mA
Input filter time	1 ms
Cable length	max. 30 m (To the sensor)
Input voltage range "0" signal	-3 V ... 5 V DC
Input voltage range "1" signal	11 V DC ... 30 V DC

General

Housing material	Pocan®
Mounting type	Wall mounting
Color	anthracite grey RAL 7016
Net weight	295.6 g

Electrical isolation

Distributed I/O device - AXL E IOL DI16 M12 6P - 2702660

Technical data

Electrical isolation

Test section	24 V supply / functional ground 500 V AC 50 Hz 1 min.
--------------	---

Standards and Regulations

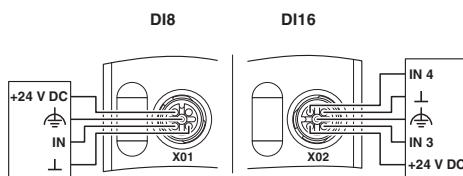
Immunity to ESD	Noise immunity test in accordance with EN 61000-6-2 Electrostatic discharge (ESD) EN 61000-4-2/IEC 61000-4-2 Criterion B, 6 kV contact discharge, 8 kV air discharge
Immunity to EF	Noise immunity test in accordance with EN 61000-6-2 Electromagnetic fields EN 61000-4-3/IEC 61000-4-3 Criterion A, Field intensity: 10 V/m
Immunity to burst	Noise immunity test in accordance with EN 61000-6-2 Fast transients (burst) EN 61000-4-4/IEC 61000-4-4 Criterion B, 2 kV
Immunity to conducted interference	Noise immunity test in accordance with EN 61000-6-2 Conducted interference EN 61000-4-6/IEC 61000-4-6 Criterion A, Test voltage 10 V
Interference emission	Noise emission test as per EN 61000-6-4 Class A
Mechanical tests	Vibration resistance in acc. with EN 60068-2-6/IEC 60068-2-6 5g
	Shock in acc. with EN 60068-2-27/IEC 60068-2-27 30g, 11 ms period, half-sine shock pulse
	Continuous shock according to EN 60068-2-27/IEC 60068-2-27 10g
Protection class	III (IEC 61140, EN 61140, VDE 0140-1)

Environmental Product Compliance

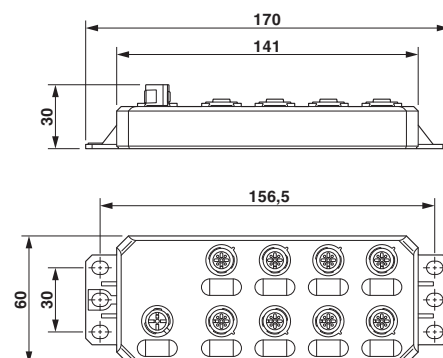
REACH SVHC	Lead 7439-92-1
China RoHS	Environmentally Friendly Use Period = 50 years
	For details about hazardous substances go to tab "Downloads", Category "Manufacturer's declaration"

Drawings

Connection diagram



Dimensional drawing



Distributed I/O device - AXL E IOL DI16 M12 6P - 2702660

Classifications

eCl@ss

eCl@ss 10.0.1	27242604
eCl@ss 11.0	27242604
eCl@ss 6.0	27242600
eCl@ss 7.0	27242604
eCl@ss 9.0	27242604

ETIM

ETIM 6.0	EC001599
ETIM 7.0	EC001599

UNSPSC

UNSPSC 13.2	32151602
UNSPSC 18.0	32151602
UNSPSC 19.0	32151602
UNSPSC 20.0	32151602
UNSPSC 21.0	32151602

Approvals


Approvals

Approvals

UL Listed / cUL Listed / cULus Listed


Ex Approvals


Approval details

UL Listed		http://database.ul.com/cgi-bin/XYV/template/LISEXT/1FRAME/index.htm	FILE E 238705
Nominal voltage UN	125 V		
Nominal current IN	1 A		

Distributed I/O device - AXL E IOL DI16 M12 6P - 2702660

Approvals

cUL Listed		http://database.ul.com/cgi-bin/XYV/template/LISEXT/1FRAME/index.htm	FILE E 238705
Nominal voltage UN		125 V	
Nominal current IN		1 A	

cULus Listed	
--------------	---

Accessories

Accessories

Device marking

Snap-in markers - UCT-EM (7X10) - 0830765



Snap-in markers, Sheet, white, unlabeled, can be labeled with: TOPMARK NEO, TOPMARK LASER, BLUEMARK ID COLOR, BLUEMARK ID, BLUEMARK CLED, THERMOMARK PRIME, THERMOMARK CARD 2.0, THERMOMARK CARD, mounting type: snapped into marker carrier, lettering field size: 7 x 10 mm, Number of individual labels: 30

Network management software

Software - IOL-CONF - 1083065



IOL-CONF is a browser-based configuration software tool for the easy startup of IO-Link devices

Plug for cable screw gland

Screw plug - PROT-M12 - 1680539



An M12 screw plug for the unoccupied M12 sockets of the sensor/actuator cable, boxes and flush-type connectors

Distributed I/O device - AXL E IOL DI16 M12 6P - 2702660

Accessories

Phoenix Contact 2021 © - all rights reserved
<http://www.phoenixcontact.com>